

F – Push-to-connect Fittings

| | |
|--|-----|
| TrueSeal™ Thermoplastic Push-In Fittings | F3 |
| Fittings Overview | F4 |
| TC – Male Connectors BSPT | F6 |
| WC – Male Connectors BSW | F6 |
| MC – Male Connectors NPTF | F7 |
| EU – Elbow Union | F8 |
| TU – Tee Union | F8 |
| MES – Male Elbow Swivel NPTF | F9 |
| MRS – Male Run Swivel NPTF | F10 |
| MTS – Male Tee Swivel NPTF | F11 |
| TES – Male Elbow Swivel BSPT | F12 |
| TRS – Male Run Swivel BSPT | F12 |
| TTS – Male Tee Swivel BSPT | F13 |
| WES – Male Elbow Swivel BSW | F14 |
| WRS – Male Run Swivel BSW | F14 |
| WTS – Male Tee Swivel BSW | F15 |
| UC – Union Connector | F16 |
| CU – Cross Union | F16 |
| FC – Female Connector NPTF | F17 |
| FA – Tap Adapter UNS-2B | F17 |
| FF – Female Flare UNF-2B | F18 |
| TMC – Tube Stem Adapter NPTF | F18 |
| TTC – Tube Stem Adapter BSPT | F19 |
| TWC – Tube Stem Adapter BSW | F19 |
| BU – Bulkhead Union | F20 |

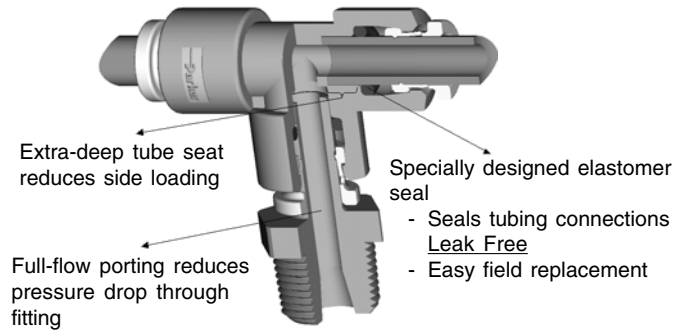
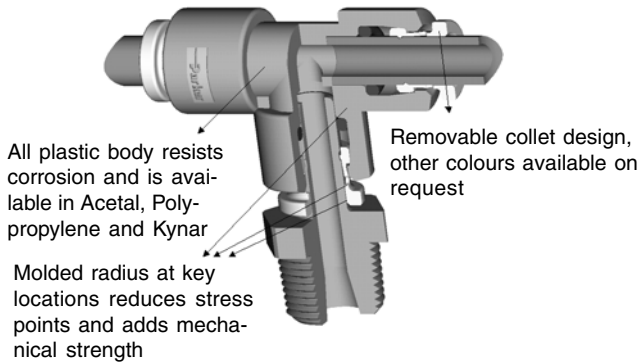


Table of Contents

| | | |
|---|------------------------------------|-----|
| TEU | – Tube Elbow Union | F20 |
| RD | – Tube Reducer | F21 |
| CAP | – Tube Cap | F21 |
| WY | – Y Connector | F21 |
| FE | – Female Elbow NPTF | F22 |
| ME | – Male Elbow NPTF | F22 |
| TCB | – Tube To Barb Connector | F23 |
| TEB | – Tube To Barb Elbow | F23 |
| TPL | – Plug | F23 |
| VME | – Valve Male Elbow | F24 |
| VFE | – Valve Female Elbow | F24 |
| VUC | – Valve Union Connector | F25 |
| VEU | – Valve Elbow Union | F25 |
| VMC | – Valve Male Connector | F26 |
| VFC | – Valve Female Connector | F26 |
| TSC | – Cartridge Insert | F27 |
| SC | – Safety Clips | F27 |
| TS | – Tube Supports | F27 |
| AquaSeal Thermoplastic Push-In Fittings | | F28 |
| EU | – Elbow Union 15 MM | F29 |
| UC | – Union Connector 15 MM | F29 |
| TU | – Tee Union 15 MM | F29 |
| TEU | – Tube Elbow Union 15 MM | F30 |
| UB | – U Bend 15 MM | F30 |

TrueSeal™ Thermoplastic Push-In Fittings

The patented Parker TrueSeal™ push to connect thermoplastic fittings are light weight, reusable, and connect to plastic tubing without the use of tools.



Standard Materials

| Material | Fitting Colour | O-Ring |
|---------------|----------------|---------|
| Acetal | Grey | Nitrile |
| Polypropylene | White | EPDM |
| Kynar® / PVDF | Natural | Viton |

BSPT and BSW end configurations are only available made of Acetal.

Working Pressures

TrueSeal fittings are rated for the pressures listed below or at 1/4 (one-fourth) of the rated burst pressure of the tubing being used (whichever is less). One-half inch fittings with metal gripper collets are rated at 3.3:1 burst safety factor.

| Fitting Size | Acetal | Polypropylene | Kynar® |
|--------------|--|---|---|
| 3/16" | 300 psi | | |
| 1/4" | 300 psi | 150 psi | 300 psi |
| 5/16" | 300 psi | | |
| 3/8" | 300 psi | 150 psi | 300 psi |
| 1/2" | 250 psi | | |
| Temp. Range | -20 °F (-29 °C) to +180 °F (85 °C) | 0 °F (-18 °C) to +255 °F (110 °C) | 0 °F (-18 °C) to +275 °F (135 °C) |

These pressure ratings are based on tests conducted with Series NR tubing at 73 °F. Actual working pressures may be lower at elevated temperatures. Consult Parker.

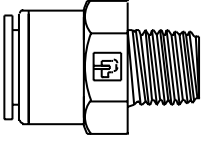
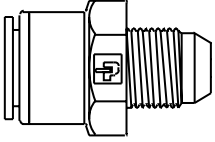
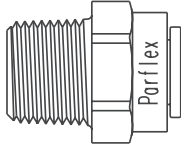
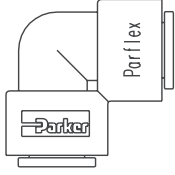
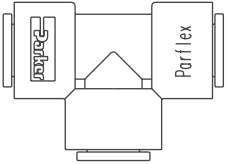
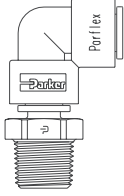
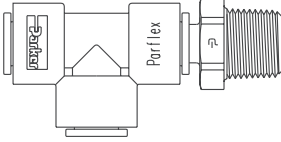
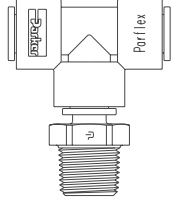
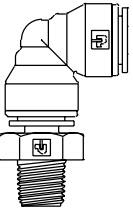
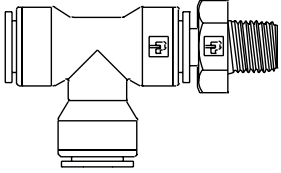
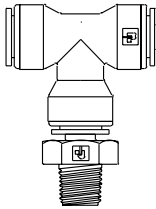
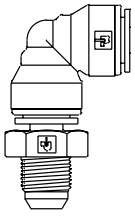
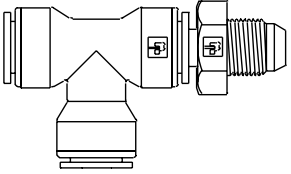
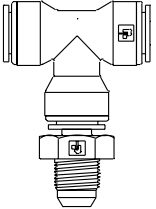
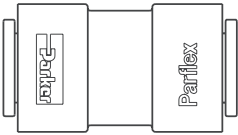
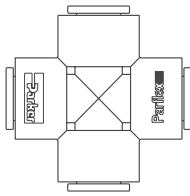
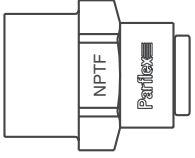
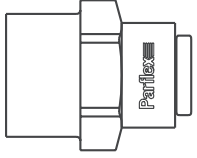
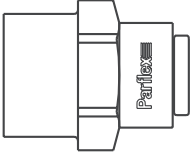
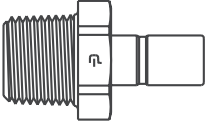
Ordering key

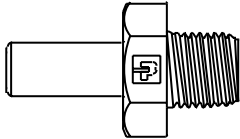
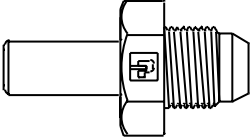
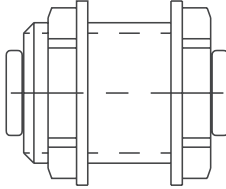
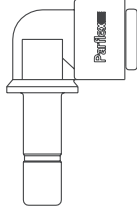
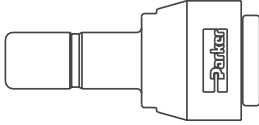
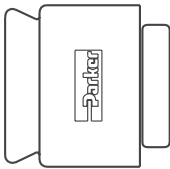
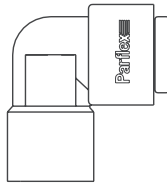
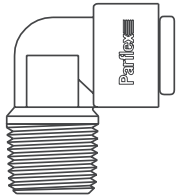
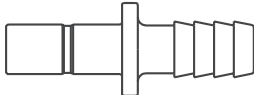
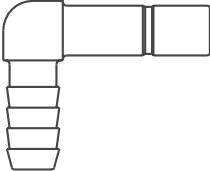
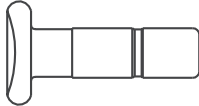
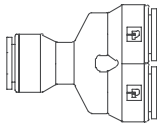
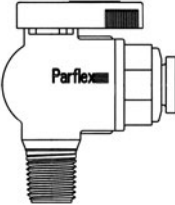
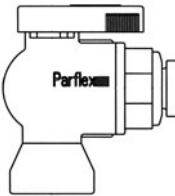
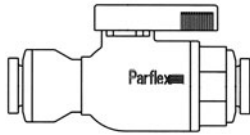
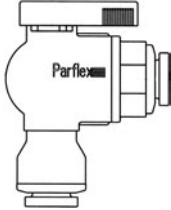
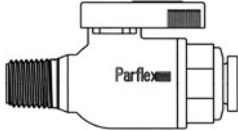
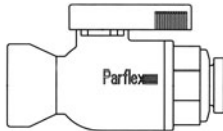
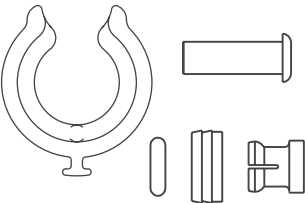
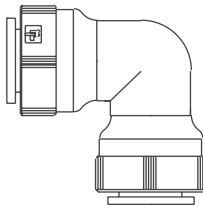
Examples: **A 4 MC 4 (-MG)**

A = Fitting body material: A = Acetal, PP = Polypropylene, F = Kynar (PVDF)
 4 = Tube O.D. in 1/16 inch
 MC = Body style
 4 = End termination size
 (-MG) = "MG" = Metal Gripper Collet

TrueSeal fittings are used in a number of different industries, in the Beverage and Soft Drink industry, they find extensive use because they are suitable for potable water, beers, syrups and other foodstuffs, as well as for mixed gases and CO₂ lines. Parker's range of TrueSeal fittings is complemented by tubing and hoses for Drink Dispense systems.

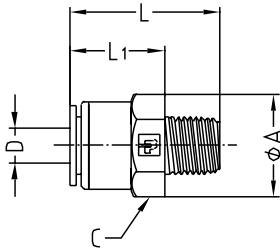
Fittings Overview

| Fittings Overview | | | |
|---|---|--|---|
|  |  |  |  |
| TC - Male Connectors BSPT page E6 | WC - Male Connectors BSW page E6 | MC - Male Connectors NPTF page E7 | EU - Elbow Union page E8 |
|  |  |  |  |
| TU - Tee Union page E8 | MES - Male Elbow Swivel NPTF page E9 | MRS - Male Run Swivel NPTF page E10 | MTS - Male Tee Swivel NPTF page E11 |
|  |  |  |  |
| TES - Male Elbow Swivel BSPT page E12 | TRS - Male Run Swivel BSPT page E12 | TTS - Male Tee Swivel BSPT page E13 | WES - Male Elbow Swivel BSW page E14 |
|  |  |  |  |
| WRS - Male Run Swivel BSW page E14 | WTS - Male Tee Swivel BSW page E15 | UC - Union Connector page E16 | CU - Cross Union page E16 |
|  |  |  |  |
| FC - Female Connector NPTF page E17 | FA - Tap Adapter UNS-2B page E17 | FF - Female Flare UNF-2BT page E18 | TMC - Tube Stem Adapter page E18 |

| Fittings Overview | | | |
|---|---|--|---|
|  |  |  |  |
| TTC - Tube Stem Adapter BSPT page E19 | TWC - Tube Stem Adapter BSW page E19 | BU - Bulkhead Union page E20 | TEU - Tube Elbow Union page E20 |
|  |  |  |  |
| RD - Tube Reducer page E21 | CAP - Tube Cap page E21 | FE - Female Elbow NPTF page E22 | ME - Male Elbow NPTF page E22 |
|  |  |  |  |
| TCB - Tube To Barb Connector page E23 | TEB - Tube To Barb Elbow page E23 | TPL - Plug page E23 | WY - Y Connector page E21 |
|  |  |  |  |
| VME - Valve Male Elbow page E24 | VFE - Valve Female Elbow page E45 | VUC - Valve Union Connector page E25 | VEU - Valve Elbow Union page E25 |
|  |  |  |  |
| VMC - Valve Male Connector page E26 | VFC - Valve Female Connector page E26 | TrueSeal Accessories SC/TS/TSC page E27 | AquaSeal 15 mm Connections pages E28 to E30 |

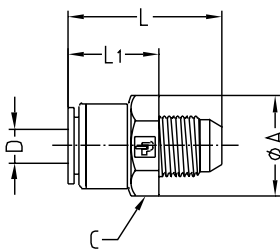
F

TC – Male Connectors BSPT Tube to Pipe



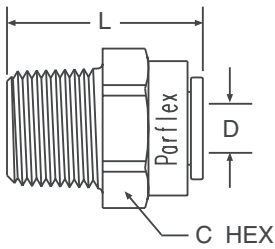
| Product code # | BSPT Thread Size | Nom. Tube O.D. | | C Hex | | L Overall Length | | L1 Length | | A Maximum Body Dia. | | D Through Hole Min. | |
|-----------------------|------------------|----------------|------|-------|-------|------------------|------|-----------|------|---------------------|-------|---------------------|-------|
| | | mm | inch | mm | inch | mm | inch | mm | inch | mm | inch | mm | inch |
| A5TC4-MG | 1/4 | 7.94 | 5/16 | 19 | 0.745 | 32.3 | 1.27 | 19.6 | 0.77 | 22.2 | 0.875 | 4.78 | 0.188 |
| A6TC4-MG | 1/4 | 9.52 | 3/8 | 20 | 0.790 | 35.4 | 1.40 | 22.7 | 0.90 | 23.0 | 0.910 | 6.35 | 0.250 |

WC – Male Connectors BSW Tube to Pipe



| Product code # | BSW Thread Size | Nom. Tube O.D. | | C Hex | | L Overall Length | | L1 Length | | A Maximum Body Dia. | | D Through Hole Min. | |
|-----------------------|-----------------|----------------|------|-------|-------|------------------|------|-----------|------|---------------------|-------|---------------------|-------|
| | | mm | inch | mm | inch | mm | inch | mm | inch | mm | inch | mm | inch |
| A5WC9-MG | 9/16"-24 | 7.94 | 5/16 | 19 | 0.745 | 34.5 | 1.36 | 19.6 | 0.77 | 22.2 | 0.875 | 4.78 | 0.188 |
| A6WC8-MG | 1/2"-24 | 9.52 | 3/8 | 20 | 0.790 | 36.2 | 1.43 | 22.7 | 0.90 | 23.0 | 0.910 | 6.35 | 0.250 |
| A6WC9-MG | 9/16"-24 | 9.52 | 3/8 | 20 | 0.790 | 37.7 | 1.49 | 22.7 | 0.90 | 23.0 | 0.910 | 6.35 | 0.250 |

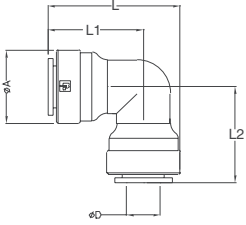
MC – Male Connectors NPTF Tube to Pipe



| Product code # | NPTF Thread Size | Nom. Tube O.D. | | C Hex | | L Overall Length | | D Through Hole Min. | |
|-----------------------|------------------|----------------|------|-------|-------|------------------|------|---------------------|-------|
| | | mm | inch | mm | inch | mm | inch | mm | inch |
| A4MC2-MG | 1/8" | 6.35 | 1/4 | 17.5 | 11/16 | 32.5 | 1.28 | 4.45 | 0.175 |
| A4MC4-MG | 1/4" | 6.35 | 1/4 | 17.5 | 11/16 | 29.0 | 1.14 | 4.45 | 0.175 |
| A4MC6-MG | 3/8" | 6.35 | 1/4 | 17.5 | 11/16 | 30.0 | 1.18 | 4.45 | 0.175 |
| A5MC2-MG | 1/8" | 7.94 | 5/16 | 20.6 | 13/16 | 37.1 | 1.46 | 4.45 | 0.175 |
| A5MC4-MG | 1/4" | 7.94 | 5/16 | 20.6 | 13/16 | 35.8 | 1.41 | 4.78 | 0.188 |
| A5MC6-MG | 3/8" | 7.94 | 5/16 | 20.6 | 13/16 | 32.3 | 1.27 | 4.78 | 0.188 |
| A6MC2-MG | 1/8" | 9.52 | 3/8 | 20.6 | 13/16 | 37.1 | 1.46 | 4.45 | 0.175 |
| A6MC4-MG | 1/4" | 9.52 | 3/8 | 20.6 | 13/16 | 35.8 | 1.41 | 6.35 | 0.250 |
| A6MC6-MG | 3/8" | 9.52 | 3/8 | 20.6 | 13/16 | 32.3 | 1.27 | 6.35 | 0.250 |
| A6MC8-MG | 1/2" | 9.52 | 3/8 | 20.6 | 13/16 | 36.8 | 1.45 | 6.35 | 0.250 |
| A8MC6-MG | 3/8" | 12.7 | 1/2 | 23.8 | 15/16 | 41.9 | 1.65 | 9.14 | 0.360 |
| A8MC8-MG | 1/2" | 12.7 | 1/2 | 23.8 | 15/16 | 37.1 | 1.46 | 9.53 | 0.375 |

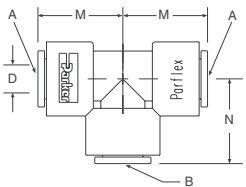
F

EU – Elbow Union Tube to Tube



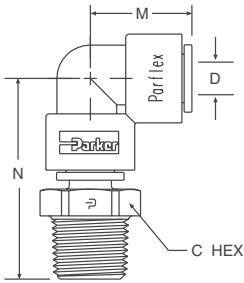
| Product code # | D1 Nom. Tube O.D. | | D2 Nom. Tube O.D. | | L Overall Length | | L1 Length | | L2 Length | | L3 Length | | D Through Hole Min. | |
|-----------------------|-------------------------|------|-------------------------|------|------------------------|------|--------------|------|--------------|------|--------------|------|---------------------------|-------|
| | mm | inch | mm | inch | mm | inch | mm | inch | mm | inch | mm | inch | mm | inch |
| A4EU4-MG | 6.35 | 1/4 | 6.35 | 1/4 | 29.0 | 1.14 | 29.0 | 1.14 | 22.1 | 0.87 | 22.1 | 0.87 | 4.45 | 0.175 |
| A5EU4-MG | 7.94 | 5/16 | 6.35 | 1/4 | 34.5 | 1.36 | 33.6 | 1.32 | 25.9 | 1.02 | 22.9 | 0.90 | 5.38 | 0.212 |
| A5EU5-MG | 7.94 | 5/16 | 7.94 | 5/16 | 36.1 | 1.42 | 36.2 | 1.43 | 25.9 | 1.02 | 25.9 | 1.02 | 5.38 | 0.212 |
| A6UE3-MG | 9.52 | 3/8 | 4.76 | 3/16 | 31.8 | 1.25 | 31.0 | 1.22 | 25.3 | 1.00 | 20.8 | 0.82 | 3.18 | 0.125 |
| A6EU4-MG | 9.52 | 3/8 | 6.35 | 1/4 | 34.5 | 1.36 | 33.6 | 1.32 | 25.9 | 1.02 | 22.9 | 0.90 | 6.35 | 0.250 |
| A6EU5-MG | 9.52 | 3/8 | 7.94 | 5/16 | 36.1 | 1.42 | 36.1 | 1.42 | 25.9 | 1.02 | 25.9 | 1.02 | 6.35 | 0.250 |
| A6EU6-MG | 9.52 | 3/8 | 9.52 | 3/8 | 36.1 | 1.42 | 36.1 | 1.42 | 25.9 | 1.02 | 25.9 | 1.02 | 6.35 | 0.250 |
| A8EU6-MG | 12.70 | 1/2 | 9.52 | 3/8 | 42.5 | 1.68 | 42.5 | 1.68 | 30.5 | 1.20 | 30.5 | 1.20 | 6.35 | 0.250 |
| A8EU8-MG | 12.70 | 1/2 | 12.7 | 1/2 | 42.5 | 1.68 | 42.5 | 1.68 | 30.5 | 1.20 | 30.5 | 1.20 | 9.53 | 0.375 |

TU – Tee Union Tube to Tube



| Product code # | A Nom. Tube O.D. | | B Nom. Tube O.D. | | M Length | | N Length | | D Through Hole Min. | |
|-----------------------|------------------------|------|------------------------|------|-------------|------|-------------|------|---------------------------|-------|
| | mm | inch | mm | inch | mm | inch | mm | inch | mm | inch |
| A4TU4-MG | 6.35 | 1/4 | 6.35 | 1/4 | 20.6 | 0.81 | 22.0 | 0.87 | 4.45 | 0.175 |
| A5TU5-MG | 7.94 | 5/16 | 7.94 | 5/16 | 25.9 | 1.02 | 26.2 | 1.03 | 4.78 | 0.188 |
| A6TU4-MG | 9.52 | 3/8 | 6.35 | 1/4 | 26.2 | 1.03 | 26.2 | 1.03 | 4.45 | 0.175 |
| A6TU6-MG | 9.52 | 3/8 | 9.52 | 3/8 | 25.9 | 1.02 | 26.2 | 1.03 | 7.37 | 0.290 |
| A8TU8-MG | 12.70 | 1/2 | 12.70 | 1/2 | 30.5 | 1.20 | 30.7 | 1.21 | 9.53 | 0.375 |

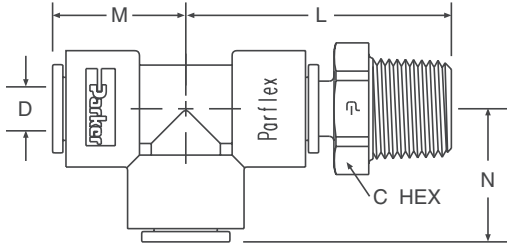
MES – Male Elbow Swivel NPTF Tube to Tube



| Product code # | NPTF Thread Size | Nom. Tube O.D. | | C Hex | | N Length | | M Length | | D Through Hole Min. | |
|-----------------------|------------------|----------------|------|-------|-------|----------|------|----------|------|---------------------|-------|
| | | mm | inch | mm | inch | mm | inch | mm | inch | mm | inch |
| A4MES2-MG | 1/8" | 6.35 | 1/4 | 14.3 | 9/16 | 40.2 | 1.60 | 21.5 | 0.85 | 4.45 | 0.175 |
| A4MES4-MG | 1/4" | 6.35 | 1/4 | 17.5 | 11/16 | 43.0 | 1.71 | 22.1 | 0.87 | 4.45 | 0.175 |
| A4MES6-MG | 3/8" | 6.35 | 1/4 | 20.6 | 13/16 | 48.0 | 1.91 | 22.9 | 0.90 | 5.38 | 0.212 |
| A5MES2-MG | 1/8" | 7.94 | 5/16 | 14.3 | 9/16 | 44.7 | 1.78 | 25.9 | 1.02 | 4.78 | 0.188 |
| A5MES4-MG | 1/4" | 7.94 | 5/16 | 17.5 | 11/16 | 47.8 | 1.90 | 25.9 | 1.02 | 4.78 | 0.188 |
| A5MES6-MG | 3/8" | 7.94 | 5/16 | 20.6 | 13/16 | 47.8 | 1.90 | 25.9 | 1.02 | 4.78 | 0.188 |
| A6MES2-MG | 1/8" | 9.52 | 3/8 | 14.3 | 9/16 | 41.5 | 1.65 | 25.9 | 1.02 | 4.45 | 0.175 |
| A6MES4-MG | 1/4" | 9.52 | 3/8 | 20.6 | 13/16 | 47.8 | 1.90 | 25.9 | 1.02 | 6.35 | 0.250 |
| A6MES6-MG | 3/8" | 9.52 | 3/8 | 20.6 | 13/16 | 47.8 | 1.90 | 25.9 | 1.02 | 6.35 | 0.250 |
| A8MES4-MG | 1/4" | 12.70 | 1/2 | 20.6 | 13/16 | 52.8 | 2.10 | 30.5 | 1.20 | 6.10 | 0.240 |
| A8MES6-MG | 3/8" | 12.70 | 1/2 | 20.6 | 13/16 | 52.8 | 2.10 | 30.5 | 1.20 | 9.53 | 0.375 |
| A8MES8-MG | 1/2" | 12.70 | 1/2 | 25.4 | 1 | 58.3 | 2.32 | 30.5 | 1.20 | 9.53 | 0.375 |

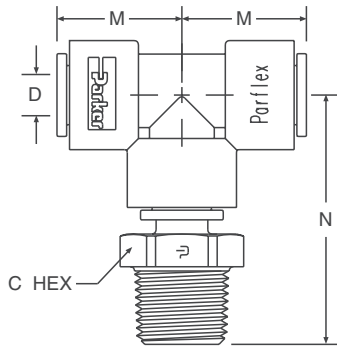


MRS – Male Run Swivel NPTF Tube to Pipe



| Product code # | NPTF Thread Size | Nom. Tube O.D. | | C Hex | | M Length | | L Length | | N Length | | D Through Hole Min. | |
|-----------------------|------------------|----------------|------|-------|-------|----------|------|----------|------|----------|------|---------------------|-------|
| | | mm | inch | mm | inch | mm | inch | mm | inch | mm | inch | mm | inch |
| A4MRS2-MG | 1/8" | 6.35 | 1/4 | 14.3 | 9/16 | 20.6 | 0.81 | 39.4 | 1.55 | 21.6 | 0.85 | 4.45 | 0.175 |
| A4MRS4-MG | 1/4" | 6.35 | 1/4 | 17.5 | 11/16 | 20.6 | 0.81 | 42.4 | 1.67 | 21.6 | 0.85 | 4.45 | 0.175 |
| A5MRS2-MG | 1/8" | 7.94 | 5/16 | 14.3 | 9/16 | 25.9 | 1.02 | 45.2 | 1.78 | 25.9 | 1.02 | 4.78 | 0.188 |
| A5MRS4-MG | 1/4" | 7.94 | 5/16 | 17.5 | 11/16 | 25.9 | 1.02 | 48.3 | 1.90 | 25.9 | 1.02 | 4.78 | 0.188 |
| A5MRS6-MG | 3/8" | 7.94 | 5/16 | 20.6 | 13/16 | 25.9 | 1.02 | 48.3 | 1.90 | 25.9 | 1.02 | 4.78 | 0.188 |
| A6MRS4-MG | 1/4" | 9.52 | 3/8 | 20.6 | 13/16 | 25.9 | 1.02 | 48.3 | 1.90 | 25.9 | 1.02 | 6.35 | 0.250 |
| A6MRS6-MG | 3/8" | 9.52 | 3/8 | 20.6 | 13/16 | 25.9 | 1.02 | 48.3 | 1.90 | 25.9 | 1.02 | 6.35 | 0.250 |
| A6MRS8-MG | 1/2" | 12.70 | 1/2 | 20.6 | 13/16 | 30.5 | 1.20 | 53.3 | 2.10 | 30.5 | 1.20 | 6.10 | 0.240 |
| A8MRS6-MG | 3/8" | 12.70 | 1/2 | 20.6 | 13/16 | 30.5 | 1.20 | 53.3 | 2.10 | 30.5 | 1.20 | 9.53 | 0.375 |
| A8MRS8-MG | 1/2" | 12.70 | 1/2 | 25.4 | 1 | 30.5 | 1.20 | 53.3 | 2.10 | 30.5 | 1.20 | 9.53 | 0.375 |

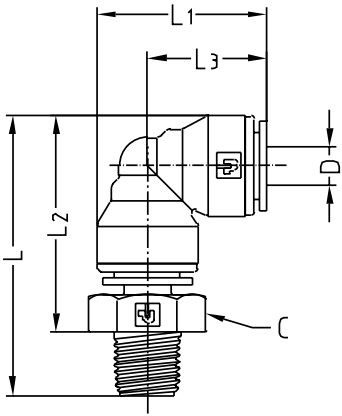
MTS – Male Tee Swivel NPTF Tube to Pipe



| Product code # | NPTF Thread Size | Nom. Tube O.D. | | C Hex | | M Length | | N Length | | D Through Hole Min. | |
|-----------------------|------------------|----------------|------|-------|-------|----------|------|----------|------|---------------------|-------|
| | | mm | inch | mm | inch | mm | inch | mm | inch | mm | inch |
| A4MTS2-MG | 1/8" | 6.35 | 1/4 | 14.3 | 9/16 | 20.6 | 0.81 | 40.6 | 1.60 | 4.45 | 0.175 |
| A4MTS4-MG | 1/4" | 6.35 | 1/4 | 17.5 | 11/16 | 20.6 | 0.81 | 43.4 | 1.71 | 4.45 | 0.175 |
| A5MTS2-MG | 1/8" | 7.94 | 5/16 | 14.3 | 9/16 | 25.9 | 1.02 | 45.2 | 1.78 | 4.78 | 0.188 |
| A5MTS4-MG | 1/4" | 7.94 | 5/16 | 17.5 | 11/16 | 25.9 | 1.02 | 48.3 | 1.90 | 4.78 | 0.188 |
| A5MTS6-MG | 3/8" | 7.94 | 5/16 | 20.6 | 13/16 | 25.9 | 1.02 | 48.3 | 1.90 | 4.78 | 0.188 |
| A6MTS2-MG | 1/8" | 9.52 | 3/8 | 14.3 | 9/16 | 25.9 | 1.02 | 44.5 | 1.75 | 4.45 | 0.175 |
| A6MTS4-MG | 1/4" | 9.52 | 3/8 | 20.6 | 13/16 | 25.9 | 1.02 | 48.3 | 1.90 | 6.35 | 0.250 |
| A6MTS6-MG | 3/8" | 9.52 | 3/8 | 20.6 | 13/16 | 25.9 | 1.02 | 48.3 | 1.90 | 6.35 | 0.250 |
| A8MTS4-MG | 1/4" | 12.70 | 1/2 | 20.6 | 13/16 | 30.5 | 1.20 | 53.3 | 2.10 | 6.10 | 0.240 |
| A8MTS6-MG | 3/8" | 12.70 | 1/2 | 20.6 | 13/16 | 30.5 | 1.20 | 53.3 | 2.10 | 9.53 | 0.375 |
| A8MTS8-MG | 1/2" | 12.70 | 1/2 | 25.4 | 1 | 30.5 | 1.20 | 58.9 | 2.32 | 9.53 | 0.375 |

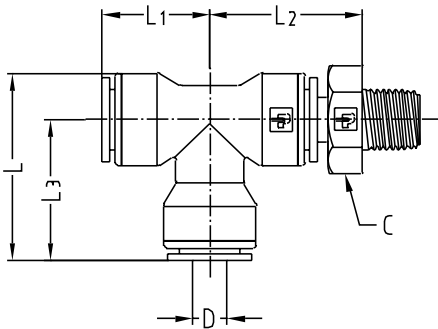


TES – Male Elbow Swivel BSPT Tube to Pipe



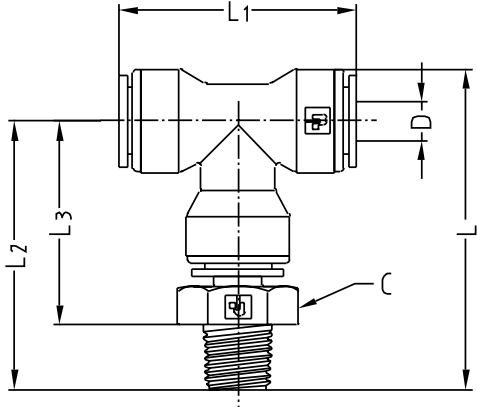
| Product code # | BSPT Thread Size | Nom. Tube O.D. | | C Hex | | L Overall Length | | L1 Length | | L2 Length | | L3 Length | | D Through Hole Min. | |
|-------------------|------------------|----------------|------|-------|-------|------------------|------|-----------|------|-----------|------|-----------|------|---------------------|-------|
| | | mm | inch | mm | inch | mm | inch | mm | inch | mm | inch | mm | inch | mm | inch |
| A6TES4-MG | 1/4" | 9.52 | 3/8 | 20.0 | 0.785 | 47.0 | 1.85 | 36.1 | 1.42 | 33.0 | 1.30 | 25.9 | 1.02 | 6.35 | 0.250 |

TRS – Male Run Swivel BSPT Tube to Pipe



| Product code # | BSPT Thread Size | Nom. Tube O.D. | | C Hex | | L Overall Length | | L1 Length | | L2 Length | | L3 Length | | D Through Hole Min. | |
|-------------------|------------------|----------------|------|-------|-------|------------------|------|-----------|------|-----------|------|-----------|------|---------------------|-------|
| | | mm | inch | mm | inch | mm | inch | mm | inch | mm | inch | mm | inch | mm | inch |
| A6TRS4-MG | 1/4" | 9.52 | 3/8 | 20.0 | 0.785 | 34.8 | 1.37 | 25.9 | 1.02 | 47.0 | 1.85 | 25.9 | 1.02 | 6.35 | 0.250 |

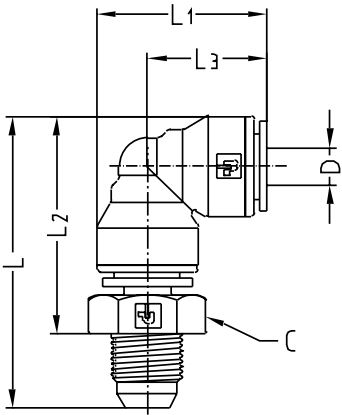
TTS – Male Tee Swivel BSPT Tube to Pipe



| Product code | BSPT Thread Size | Nom. Tube O.D. | | C Hex | | L Overall Length | | L1 Length | | L2 Length | | L3 Length | | D Through Hole Min. | |
|--------------|------------------|----------------|------|-------|-------|------------------|------|-----------|------|-----------|------|-----------|------|---------------------|-------|
| | | mm | inch | mm | inch | mm | inch | mm | inch | mm | inch | mm | inch | mm | inch |
| # | | | | | | | | | | | | | | | |
| A6TTS4-MG | 1/4" | 9.52 | 3/8 | 20.0 | 0.785 | 60.7 | 2.39 | 51.8 | 2.04 | 47.0 | 1.85 | 31.8 | 1.25 | 6.35 | 0.250 |

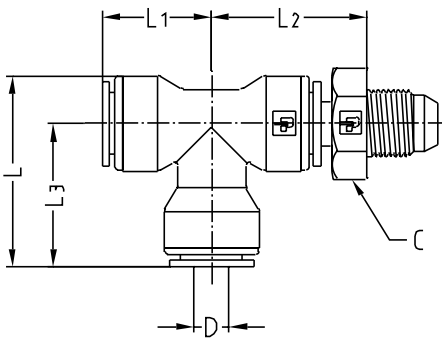
F

WES – Male Elbow Swivel BSW Tube to Pipe



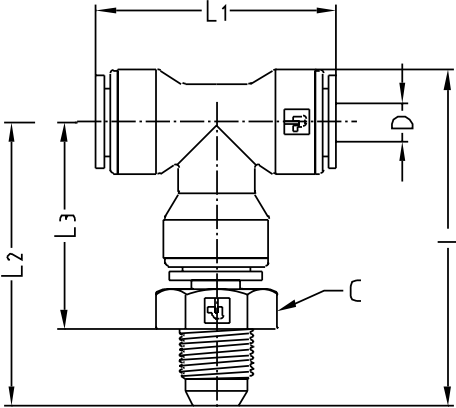
| Product code # | BSW Thread Size | Nom. Tube O.D. | | C Hex | | L Overall Length | | L1 Length | | L2 Length | | L3 Length | | D Through Hole Min. | |
|-------------------|-----------------|----------------|------|-------|-------|------------------|------|-----------|------|-----------|------|-----------|------|---------------------|-------|
| | | mm | inch | mm | inch | mm | inch | mm | inch | mm | inch | mm | inch | mm | inch |
| A6MES9-MG | 9/16"-24 | 9.52 | 3/8 | 20.0 | 0.785 | 50.5 | 1.99 | 36.1 | 1.42 | 36.0 | 1.43 | 25.9 | 1.02 | 6.35 | 0.250 |

WRS – Male Run Swivel BSW Tube to Pipe



| Product code # | BSW Thread Size | Nom. Tube O.D. | | C Hex | | L Overall Length | | L1 Length | | L2 Length | | L3 Length | | D Through Hole Min. | |
|-------------------|-----------------|----------------|------|-------|-------|------------------|------|-----------|------|-----------|------|-----------|------|---------------------|-------|
| | | mm | inch | mm | inch | mm | inch | mm | inch | mm | inch | mm | inch | mm | inch |
| A6WRS9-MG | 9/16"-24 | 9.52 | 3/8 | 20.0 | 0.785 | 38.4 | 1.51 | 25.9 | 1.02 | 48.3 | 1.90 | 25.9 | 1.02 | 6.35 | 0.250 |

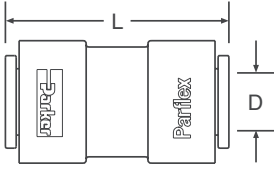
WTS – Male Tee Swivel BSW Tube to Pipe



| Product code | BSW Thread Size | Nom. Tube O.D. | | C Hex | | L Overall Length | | L1 Length | | L2 Length | | L3 Length | | D Through Hole Min. | |
|--------------|-----------------|----------------|------|-------|-------|------------------|------|-----------|------|-----------|------|-----------|------|---------------------|-------|
| | | mm | inch | mm | inch | mm | inch | mm | inch | mm | inch | mm | inch | mm | inch |
| # | | | | | | | | | | | | | | | |
| A6WTS9-MG | 9/16"-24 | 9.52 | 3/8 | 20.0 | 0.785 | 64.3 | 2.53 | 51.8 | 2.04 | 48.3 | 1.90 | 34.0 | 1.34 | 6.35 | 0.250 |

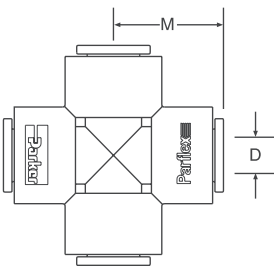


UC – Union Connector Tube to Tube



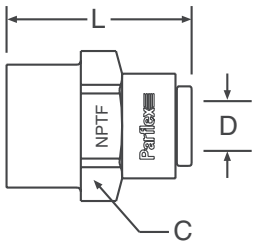
| Product code # | Nom. Tube O.D. | | Nom. Tube O.D. | | L Overall Length | | D Through Hole Min. | |
|-----------------------|----------------|------|----------------|------|------------------|------|---------------------|-------|
| | mm | inch | mm | inch | mm | inch | mm | inch |
| A3UC3-MG | 4.76 | 3/16 | 4.76 | 3/16 | 32.8 | 1.29 | 3.18 | 0.125 |
| A4UC4-MG | 6.35 | 1/4 | 6.35 | 1/4 | 37.8 | 1.49 | 4.45 | 0.175 |
| A5UC3-MG | 7.94 | 5/16 | 4.76 | 3/16 | 37.8 | 1.49 | 3.18 | 0.125 |
| A5UC4-MG | 7.94 | 5/16 | 6.35 | 1/4 | 43.2 | 1.70 | 4.45 | 0.175 |
| A5UC5-MG | 7.94 | 5/16 | 7.94 | 5/16 | 43.2 | 1.70 | 4.78 | 0.188 |
| A6UC3-MG | 9.52 | 3/8 | 4.76 | 3/16 | 41.5 | 1.64 | 3.18 | 0.125 |
| A6UC4-MG | 9.52 | 3/8 | 6.35 | 1/4 | 43.2 | 1.70 | 4.45 | 0.175 |
| A6UC5-MG | 9.52 | 3/8 | 7.94 | 5/16 | 43.2 | 1.70 | 4.78 | 0.188 |
| A6UC6-MG | 9.52 | 3/8 | 9.52 | 3/8 | 43.2 | 1.70 | 6.35 | 0.250 |
| A8UC5-MG | 12.70 | 1/2 | 7.94 | 5/16 | 48.3 | 1.90 | 4.78 | 0.188 |
| A8UC6-MG | 12.70 | 1/2 | 9.52 | 3/8 | 48.3 | 1.90 | 6.35 | 0.250 |
| A8UC8-MG | 12.70 | 1/2 | 12.70 | 1/2 | 48.5 | 1.91 | 9.53 | 0.375 |

CU – Cross Union Tube to Tube



| Product code # | Nom. Tube O.D. | | M Length | | D Through Hole Min. | |
|-----------------------|----------------|------|----------|------|---------------------|-------|
| | mm | inch | mm | inch | mm | inch |
| A4CU4-MG | 6.35 | 1/4 | 23.1 | 0.91 | 4.45 | 0.175 |
| A6CU6-MG | 9.52 | 3/8 | 27.4 | 1.08 | 6.35 | 0.250 |

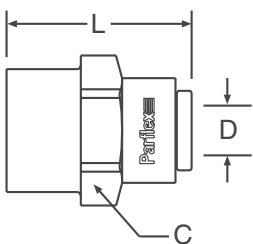
FC – Female Connector NPTF Tube to Pipe



| Product code # | NPTF Thread Size | Nom. Tube O.D. | | C Hex | | L Length | | D Through Hole Min. | |
|-----------------------|------------------|----------------|------|-------|-------|----------|------|---------------------|-------|
| | | mm | inch | mm | inch | mm | inch | mm | inch |
| A4FC2-MG | 1/8" | 6.35 | 1/4 | 17.5 | 11/16 | 30.5 | 1.20 | 4.45 | 0.175 |
| A4FC4-MG | 1/4" | 6.35 | 1/4 | 18.3 | 23/32 | 33.5 | 1.32 | 4.45 | 0.175 |
| A5FC4-MG | 1/4" | 7.94 | 5/16 | 20.6 | 13/16 | 35.8 | 1.41 | 4.78 | 0.188 |
| A5FC6-MG | 3/8" | 7.94 | 5/16 | 25.4 | 1 | 38.1 | 1.50 | 4.78 | 0.188 |
| A6FC4-MG | 1/4" | 9.52 | 3/8 | 20.6 | 13/16 | 35.8 | 1.41 | 6.35 | 0.250 |
| A6FC6-MG | 3/8" | 9.52 | 3/8 | 25.4 | 1 | 38.1 | 1.50 | 6.35 | 0.250 |
| A6FC8-MG | 1/2" | 9.52 | 3/8 | 28.6 | 1-1/8 | 38.6 | 1.52 | 6.35 | 0.250 |
| A8FC6-MG | 3/8" | 12.70 | 1/2 | 28.6 | 1-1/8 | 40.6 | 1.60 | 9.53 | 0.375 |
| A8FC8-MG | 1/2" | 12.70 | 1/2 | 28.6 | 1-1/8 | 44.5 | 1.75 | 9.53 | 0.375 |

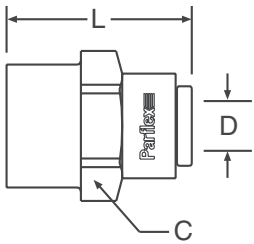


FA – Tap Adapter UNS-2B Tube to Pipe



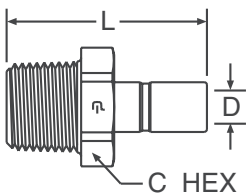
| Product code # | UNS-2B Thread Size | Nom. Tube O.D. | | C Hex | | L Length | | D Through Hole Min. | |
|-----------------------|--------------------|----------------|------|-------|-------|----------|------|---------------------|-------|
| | | mm | inch | mm | inch | mm | inch | mm | inch |
| A4FA7-MG | 7/16"-24 | 6.35 | 1/4 | 18.3 | 23/32 | 33.5 | 1.32 | 4.78 | 0.188 |
| A5FA7-MG | 7/16"-24 | 7.94 | 5/16 | 20.6 | 13/16 | 35.8 | 1.41 | 4.78 | 0.188 |
| A6FA7-MG | 7/16"-24 | 9.52 | 3/8 | 20.6 | 13/16 | 35.8 | 1.41 | 4.78 | 0.188 |

FF – Female Flare UNF-2B Tube to Pipe



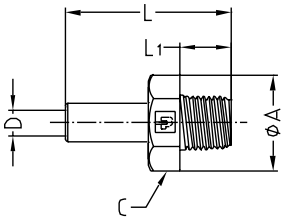
| Product code # | UNF-2B Thread Size | Nom. Tube O.D. | | C Hex | | L Length | | D Through Hole Min. | |
|-----------------------|--------------------|----------------|------|-------|-------|----------|------|---------------------|-------|
| | | mm | inch | mm | inch | mm | inch | mm | inch |
| A4FF4-MG | 7/16"-20 | 6.35 | 1/4 | 18.3 | 23/32 | 33.5 | 1.32 | 4.78 | 0.188 |
| A6FF4-MG | 7/16"-20 | 9.52 | 3/8 | 20.6 | 13/16 | 35.8 | 1.41 | 4.78 | 0.188 |
| A6FF6-MG | 5/8"-20 | 9.52 | 3/8 | 25.4 | 1 | 38.1 | 1.50 | 6.35 | 0.250 |

TMC – Tube Stem Adapter NPTF Tube Stem to Pipe



| Product code # | NPTF Thread Size | Tube Stem O.D. | | C Hex | | L Overall Length | | D Through Hole Min. | |
|-----------------------|------------------|----------------|------|-------|-------|------------------|------|---------------------|-------|
| | | mm | inch | mm | inch | mm | inch | mm | inch |
| A4TMC2 | 1/8" | 6.35 | 1/4 | 9.50 | 9/16 | 36.6 | 1.44 | 4.45 | 0.175 |
| A4TMC4 | 1/4" | 6.35 | 1/4 | 17.5 | 11/16 | 39.6 | 1.56 | 4.45 | 0.175 |
| A5TMC2 | 1/8" | 7.94 | 5/16 | 9.50 | 9/16 | 39.4 | 1.55 | 4.78 | 0.188 |
| A5TMC4 | 1/4" | 7.94 | 5/16 | 17.5 | 11/16 | 42.4 | 1.67 | 4.78 | 0.188 |
| A5TMC6 | 3/8" | 7.94 | 5/16 | 20.6 | 13/16 | 42.4 | 1.67 | 4.78 | 0.188 |
| A6TMC4 | 1/4" | 9.52 | 3/8 | 20.6 | 13/16 | 43.2 | 1.70 | 6.35 | 0.250 |
| A6TMC6 | 3/8" | 9.52 | 3/8 | 20.6 | 13/16 | 43.2 | 1.70 | 6.35 | 0.250 |
| A8TMC4 | 1/4" | 12.70 | 1/2 | 20.6 | 15/16 | 46.2 | 1.82 | 6.35 | 0.250 |
| A8TMC6 | 3/8" | 12.70 | 1/2 | 20.6 | 13/16 | 46.2 | 1.82 | 9.53 | 0.375 |
| A8TMC8 | 1/2" | 12.70 | 1/2 | 25.4 | 1 | 48.3 | 1.90 | 9.53 | 0.375 |

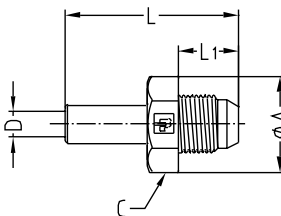
TTC – Tube Stem Adapter BSPT Tube Stem to Pipe



| Product code | BSPT Thread Size | Tube Stem O.D. | | C Hex | | L Overall Length | | L1 Length | | A Maximum Body Dia. | | D Through Hole Min. | |
|--------------|------------------|----------------|------|-------|-------|------------------|------|-----------|------|---------------------|------|---------------------|-------|
| | | mm | inch | mm | inch | mm | inch | mm | inch | mm | inch | mm | inch |
| # | | | | | | | | | | | | | |
| A6TTC4 | 1/4" | 9.52 | 3/8 | 20.0 | 0.785 | 40.4 | 1.59 | 12.7 | 0.50 | 23.0 | 0.91 | 6.35 | 0.250 |

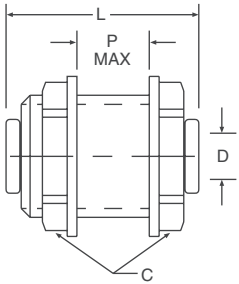
F

TWC – Tube Stem Adapter BSW Tube Stem to Pipe



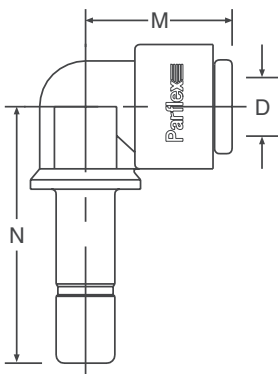
| Product code | BSW Thread Size | Tube Stem O.D. | | C Hex | | L Overall Length | | L1 Length | | A Maximum Body Dia. | | D Through Hole Min. | |
|--------------|-----------------|----------------|------|-------|-------|------------------|------|-----------|------|---------------------|------|---------------------|-------|
| | | mm | inch | mm | inch | mm | inch | mm | inch | mm | inch | mm | inch |
| # | | | | | | | | | | | | | |
| A6TWC9 | 9/16"-24 | 9.52 | 3/8 | 20.0 | 0.785 | 42.7 | 1.68 | 15.0 | 0.59 | 23.0 | 0.91 | 6.35 | 0.250 |

BU – Bulkhead Union Tube to Tube



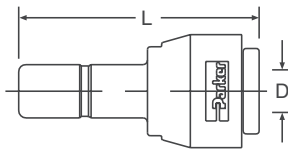
| Product code # | Nom. Tube O.D. | | Nom. Tube O.D. | | C Hex | | L Overall Length | | P Max. Wall Thickness | | D Through Hole Min. | | Bulkhead Hole Drill Size | |
|-----------------------|----------------|------|----------------|------|-------|--------|------------------|------|-----------------------|------|---------------------|-------|--------------------------|-------|
| | mm | inch | mm | inch | mm | inch | mm | inch | mm | inch | mm | inch | mm | inch |
| A4BU4-MG | 6.35 | 1/4 | 6.35 | 1/4 | 23.8 | 15/16 | 38.1 | 1.50 | 12.7 | 0.50 | 4.45 | 0.175 | 22.23 | 7/8 |
| A5BU5-MG | 7.94 | 5/16 | 7.94 | 5/16 | 27.0 | 1-1/16 | 44.5 | 1.75 | 15.7 | 0.62 | 4.78 | 0.188 | 25.40 | 1 |
| A6BU4-MG | 9.52 | 3/8 | 6.35 | 1/4 | 27.0 | 1-1/16 | 44.5 | 1.75 | 15.7 | 0.62 | 4.45 | 0.175 | 25.40 | 1 |
| A6BU6-MG | 9.52 | 3/8 | 9.52 | 3/8 | 27.0 | 1-1/16 | 44.5 | 1.75 | 15.7 | 0.62 | 6.35 | 0.250 | 25.40 | 1 |
| A8BU8-MG | 12.70 | 1/2 | 12.70 | 1/2 | 31.8 | 1-1/4 | 51.8 | 2.04 | 17.8 | 0.70 | 9.53 | 0.375 | 28.58 | 1-1/8 |

TEU – Tube Elbow Union Tube to Tube Stem



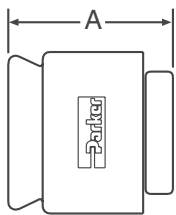
| Product code # | Nom. Tube O.D. | | Tube Stem O.D. | | M Length | | N Length | | D Through Hole Min. | |
|-----------------------|----------------|------|----------------|------|----------|------|----------|------|---------------------|-------|
| | mm | inch | mm | inch | mm | inch | mm | inch | mm | inch |
| A4TEU4-MG | 6.35 | 1/4 | 6.35 | 1/4 | 21.3 | 0.84 | 30.7 | 1.21 | 3.18 | 0.125 |
| A4TEU6-MG | 6.35 | 1/4 | 9.52 | 3/8 | 21.3 | 0.84 | 34.3 | 1.35 | 3.18 | 0.125 |
| A5TEU5-MG | 7.94 | 5/16 | 7.94 | 5/16 | 26.2 | 1.03 | 35.6 | 1.40 | 4.78 | 0.188 |
| A6TEU4-MG | 9.52 | 3/8 | 6.35 | 1/4 | 26.2 | 1.03 | 32.8 | 1.29 | 3.18 | 0.125 |
| A6TEU5-MG | 9.52 | 3/8 | 7.94 | 5/16 | 26.2 | 1.03 | 32.8 | 1.29 | 4.78 | 0.188 |
| A6TEU6-MG | 9.52 | 3/8 | 9.52 | 3/8 | 26.2 | 1.03 | 41.7 | 1.64 | 6.35 | 0.250 |
| A8TEU8-MG | 12.70 | 1/2 | 12.70 | 1/2 | 30.7 | 1.21 | 41.7 | 1.64 | 9.53 | 0.375 |

RD – Tube Reducer Tube to Tube Stem



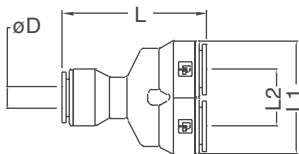
| Product code # | Nom. Tube O.D. | | Tube Stem O.D. | | L Overall Length | | D Through Hole Min. | |
|-----------------------|----------------|------|----------------|------|------------------|------|---------------------|-------|
| | mm | inch | mm | inch | mm | inch | mm | inch |
| A3RD5-MG | 4.76 | 3/16 | 7.94 | 5/16 | 37.3 | 1.47 | 4.78 | 0.188 |
| A3RD6-MG | 4.76 | 3/16 | 9.52 | 3/8 | 37.3 | 1.47 | 4.78 | 0.188 |
| A4RD5-MG | 6.35 | 1/4 | 7.94 | 5/16 | 41.1 | 1.62 | 4.78 | 0.188 |
| A4RD6-MG | 6.35 | 1/4 | 9.52 | 3/8 | 41.9 | 1.65 | 4.78 | 0.188 |
| A5RD6-MG | 7.94 | 5/16 | 9.52 | 3/8 | 45.2 | 1.78 | 6.35 | 0.250 |
| A5RD8-MG | 7.94 | 5/16 | 12.70 | 1/2 | 48.3 | 1.90 | 6.35 | 0.250 |
| A6RD8-MG | 12.70 | 3/8 | 12.70 | 1/2 | 48.3 | 1.90 | 6.35 | 0.250 |

CAP – Tube Cap



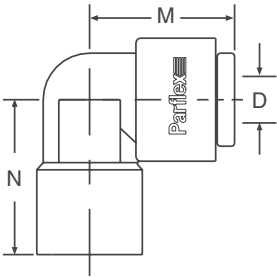
| Product code # | Nom. Tube O.D. | | L Overall Length | |
|-----------------------|----------------|------|------------------|------|
| | mm | inch | mm | inch |
| A4CAP-MG | 6.35 | 1/4 | 19.6 | 0.77 |
| A6CAP-MG | 9.52 | 3/8 | 22.4 | 0.88 |

WY - Y Connector Tube to Tube



| Product code # | Nom. Tube O.D. | | Nom. Tube O.D. | | L Overall Length | | L1 Overall Width | | L2 Centres | | Body Width | | D Through Hole Min. | |
|-----------------------|----------------|------|----------------|------|------------------|------|------------------|------|------------|------|------------|------|---------------------|------|
| | mm | inch | mm | inch | mm | inch | mm | inch | mm | inch | mm | inch | mm | inch |
| A6WY5-MG | 9.52 | 3/8 | 7.94 | 5/16 | 56.0 | 2.21 | 42.0 | 1.65 | 21.0 | 0.83 | 20.3 | 0.80 | 4.3 | 0.19 |
| A6WY6-MG | 9.52 | 3/8 | 9.52 | 3/8 | 56.0 | 2.21 | 42.0 | 1.65 | 21.0 | 0.83 | 20.3 | 0.80 | 6.35 | 0.25 |

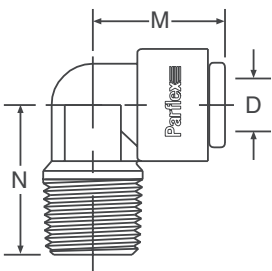
FE – Female Elbow NPTF Tube to Pipe



| Product code # | NPTF Thread Size | Nom. Tube O.D. | | M Length | | N Length | | D Through Hole Min. | |
|-----------------------|------------------|----------------|------|----------|------|----------|------|---------------------|-------|
| | | mm | inch | mm | inch | mm | inch | mm | inch |
| A4FE4-MG | 1/4" | 6.35 | 1/4 | 21.3 | 0.84 | 25.4 | 1 | 4.78 | 0.188 |
| A6FE4-MG | 1/4" | 9.52 | 3/8 | 26.2 | 1.03 | 25.4 | 1 | 6.35 | 0.250 |
| A6FE6-MG | 3/8" | 9.52 | 3/8 | 26.2 | 1.03 | 25.4 | 1 | 6.35 | 0.250 |



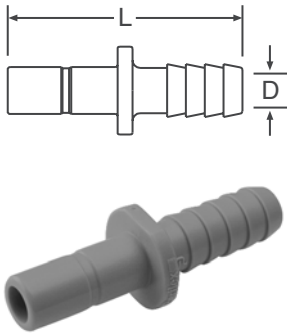
ME – Male Elbow NPTF Tube to Pipe



| Product code # | NPTF Thread Size | Nom. Tube O.D. | | M Length | | N Length | | D Through Hole Min. | |
|-----------------------|------------------|----------------|------|----------|------|----------|------|---------------------|-------|
| | | mm | inch | mm | inch | mm | inch | mm | inch |
| A4ME2-MG | 1/8" | 6.35 | 1/4 | 21.3 | 0.84 | 23.9 | 0.94 | 4.45 | 0.175 |
| A4ME4-MG | 1/4" | 6.35 | 1/4 | 21.3 | 0.84 | 23.9 | 0.94 | 4.45 | 0.175 |
| A4ME6-MG | 3/8" | 6.35 | 1/4 | 21.3 | 0.84 | 26.4 | 1.04 | 4.45 | 0.175 |
| A5ME4-MG | 1/4" | 7.94 | 5/16 | 26.2 | 1.03 | 27.4 | 1.08 | 4.45 | 0.175 |
| A5ME6-MG | 3/8" | 7.94 | 5/16 | 26.2 | 1.03 | 26.9 | 1.06 | 4.78 | 0.188 |
| A6ME4-MG | 1/4" | 9.52 | 3/8 | 26.2 | 1.03 | 27.4 | 1.08 | 6.35 | 0.250 |
| A6ME6-MG | 3/8" | 9.52 | 3/8 | 26.2 | 1.03 | 26.9 | 1.06 | 6.35 | 0.250 |

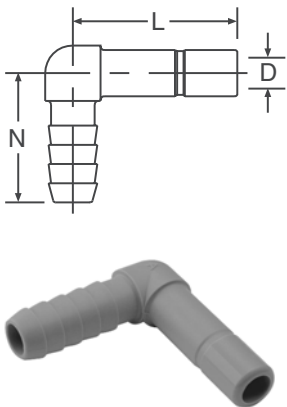


TCB – Tube To Barb Connector



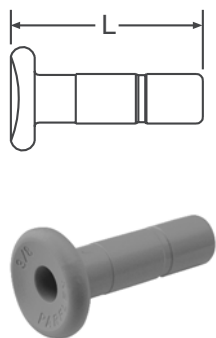
| Product code # | Tube Stem O.D. | | Tube Stem I.D. | | L Overall Length | | D Through Hole Min. | |
|-----------------------|----------------|------|----------------|------|------------------|------|---------------------|-------|
| | mm | inch | mm | inch | mm | inch | mm | inch |
| A4TCB4 | 6.35 | 1/4 | 6.35 | 1/4" | 42.4 | 1.67 | 3.56 | 0.140 |
| A6TCB4 | 9.52 | 3/8 | 6.35 | 1/4" | 46.2 | 1.82 | 3.56 | 0.140 |
| A6TCB6 | 9.52 | 3/8 | 9.52 | 3/8" | 50.3 | 1.98 | 6.35 | 0.250 |
| A8TCB6 | 12.70 | 1/2 | 9.52 | 3/8" | 53.3 | 2.10 | 6.35 | 0.250 |
| A8TCB8 | 12.70 | 1/2 | 12.70 | 1/2" | 53.3 | 2.10 | 9.53 | 0.375 |

TEB – Tube To Barb Elbow



| Product code # | Tube Stem O.D. | | Tube Stem I.D. | | L Length | | N Length | | D Through Hole Min. | |
|-----------------------|----------------|------|----------------|------|----------|------|----------|------|---------------------|-------|
| | mm | inch | mm | inch | mm | inch | mm | inch | mm | inch |
| A4TEB4 | 6.35 | 1/4 | 6.35 | 1/4 | 25.4 | 1.00 | 22.6 | 0.89 | 3.56 | 0.140 |
| A6TEB4 | 9.52 | 3/8 | 6.35 | 1/4 | 26.9 | 1.06 | 34.0 | 1.34 | 3.56 | 0.140 |
| A6TEB6 | 9.52 | 3/8 | 9.52 | 3/8 | 30.7 | 1.21 | 34.0 | 1.34 | 6.35 | 0.250 |
| A8TEB8 | 12.70 | 1/2 | 12.70 | 1/2 | 33.0 | 1.30 | 33.0 | 1.30 | 9.91 | 0.390 |

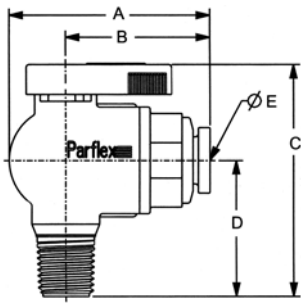
TPL – Plug



| Product code # | Nom. Tube Stem O.D. | | L Overall Length | |
|-----------------------|---------------------|------|------------------|------|
| | mm | inch | mm | inch |
| A4TPL | 6.35 | 1/4 | 22.4 | 0.88 |
| A5TPL | 7.94 | 5/16 | 36.8 | 1.45 |
| A6TPL | 9.52 | 3/8 | 38.1 | 1.50 |
| A8TPL | 9.52 | 3/8 | 38.1 | 1.50 |

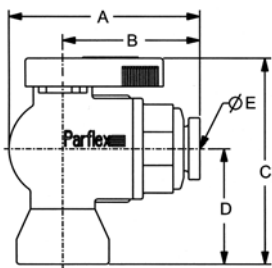
F

VME - Valve Male Elbow



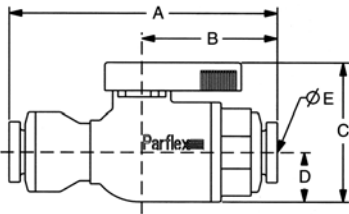
| Product code # | Nom. Tube O.D. | | NPTF Thread Size | A | | B | | C | | D | | E Through Hole Min. | |
|-----------------------|----------------|------|------------------|------|------|------|------|------|------|------|------|---------------------|------|
| | mm | inch | | mm | inch | mm | inch | mm | inch | mm | inch | mm | inch |
| PP4VME2-MG | 6.35 | 1/4 | 1/8 | 44.2 | 1.74 | 30.7 | 1.21 | 50.8 | 2.00 | 27.9 | 1.10 | 4.83 | 0.19 |
| PP4VME4-MG | 6.35 | 1/4 | 1/4 | 44.2 | 1.74 | 30.7 | 1.21 | 55.4 | 2.18 | 32.5 | 1.28 | 4.83 | 0.19 |
| PP4VME6-MG | 6.35 | 1/4 | 3/8 | 44.2 | 1.74 | 30.7 | 1.21 | 55.4 | 2.18 | 32.5 | 1.28 | 4.83 | 0.19 |
| PP4VME8-MG | 6.35 | 1/4 | 1/2 | 44.2 | 1.74 | 30.7 | 1.21 | 60.2 | 2.37 | 37.3 | 1.47 | 4.83 | 0.19 |
| PP6VME2-MG | 9.52 | 3/8 | 1/8 | 47.0 | 1.85 | 33.5 | 1.32 | 50.8 | 2.00 | 27.9 | 1.10 | 6.35 | 0.25 |
| PP6VME4-MG | 9.52 | 3/8 | 1/4 | 47.0 | 1.85 | 33.5 | 1.32 | 55.4 | 2.18 | 32.5 | 1.28 | 6.35 | 0.25 |
| PP6VME6-MG | 9.52 | 3/8 | 3/8 | 47.0 | 1.85 | 33.5 | 1.32 | 55.4 | 2.18 | 32.5 | 1.28 | 6.35 | 0.25 |
| PP6VME8-MG | 9.52 | 3/8 | 1/2 | 47.0 | 1.85 | 33.5 | 1.32 | 60.2 | 2.37 | 37.9 | 1.47 | 6.35 | 0.25 |

VFE - Valve Female Elbow



| Product code # | Nom. Tube O.D. | | NPTF Thread Size | A | | B | | C | | D | | E Through Hole Min. | |
|-----------------------|----------------|------|------------------|------|------|------|------|------|------|------|------|---------------------|------|
| | mm | inch | | mm | inch | mm | inch | mm | inch | mm | inch | mm | inch |
| PP4VFE2-MG | 6.35 | 1/4 | 1/8 | 44.2 | 1.74 | 30.7 | 1.21 | 46.2 | 1.82 | 23.4 | 0.92 | 4.83 | 0.19 |
| PP4VFE4-MG | 6.35 | 1/4 | 1/4 | 44.2 | 1.74 | 30.7 | 1.21 | 52.1 | 2.05 | 29.2 | 1.15 | 4.83 | 0.19 |
| PP4VFE6-MG | 6.35 | 1/4 | 3/8 | 44.2 | 1.74 | 30.7 | 1.21 | 55.4 | 2.18 | 32.5 | 1.28 | 4.83 | 0.19 |
| PP6VFE2-MG | 9.52 | 3/8 | 1/8 | 47.0 | 1.85 | 33.5 | 1.32 | 46.2 | 1.82 | 23.4 | 0.92 | 6.35 | 0.25 |
| PP6VFE4-MG | 9.52 | 3/8 | 1/4 | 47.0 | 1.85 | 33.5 | 1.32 | 52.1 | 2.05 | 29.2 | 1.15 | 6.35 | 0.25 |
| PP6VFE6-MG | 9.52 | 3/8 | 3/8 | 47.0 | 1.85 | 33.5 | 1.32 | 55.4 | 2.18 | 32.5 | 1.28 | 6.35 | 0.25 |

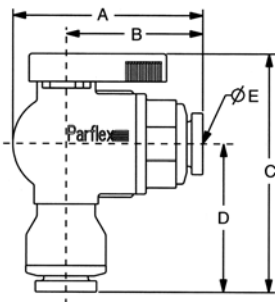
VUC - Valve Union Connector



| Product code # | Nom. Tube O.D. | | Nom. Tube O.D. | | A | | B | | C | | D | | E Through Hole Min. | |
|-----------------------|----------------|------|----------------|------|------|------|------|------|------|------|------|------|------------------------|------|
| | mm | inch | mm | inch | mm | inch | mm | inch | mm | inch | mm | inch | mm | inch |
| PP4VUC4-MG | 6.35 | 1/4 | 6.35 | 1/4 | 63.8 | 2.51 | 30.7 | 1.21 | 35.6 | 1.4 | 12.7 | 0.5 | 4.83 | 0.19 |
| PP4VUC6-MG | 6.35 | 1/4 | 9.52 | 3/8 | 66.5 | 2.62 | 30.7 | 1.21 | 35.6 | 1.4 | 12.7 | 0.5 | 4.83 | 0.19 |
| PP6VUC4-MG | 9.52 | 3/8 | 6.35 | 1/4 | 65.0 | 2.56 | 33.5 | 1.32 | 35.6 | 1.4 | 12.7 | 0.5 | 4.83 | 0.19 |
| PP6VUC6-MG | 9.52 | 3/8 | 9.52 | 3/8 | 67.8 | 2.67 | 33.5 | 1.32 | 35.6 | 1.4 | 12.7 | 0.5 | 6.35 | 0.25 |

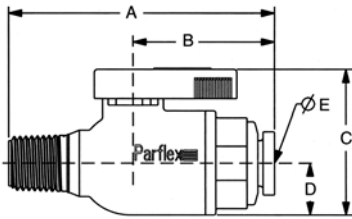
F

VEU - Valve Elbow Union



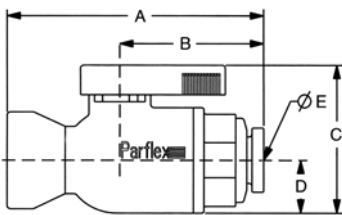
| Product code # | Nom. Tube O.D. | | Nom. Tube O.D. | | A | | B | | C | | D | | E Through Hole Min. | |
|-----------------------|----------------|------|----------------|------|------|------|------|------|------|------|------|------|------------------------|------|
| | mm | inch | mm | inch | mm | inch | mm | inch | mm | inch | mm | inch | mm | inch |
| PP4VEU4-MG | 6.35 | 1/4 | 6.35 | 1/4 | 44.2 | 1.74 | 30.7 | 1.21 | 58.2 | 2.29 | 35.3 | 1.39 | 4.83 | 0.19 |
| PP4VEU6-MG | 6.35 | 1/4 | 9.52 | 3/8 | 44.2 | 1.74 | 30.7 | 1.21 | 59.4 | 2.34 | 36.6 | 1.44 | 2.80 | 0.11 |
| PP6VEU4-MG | 9.52 | 3/8 | 6.35 | 1/4 | 47.0 | 1.85 | 33.5 | 1.32 | 58.2 | 2.29 | 35.3 | 1.39 | 4.83 | 0.19 |
| PP6VEU6-MG | 9.52 | 3/8 | 9.52 | 3/8 | 47.0 | 1.85 | 33.5 | 1.32 | 59.4 | 2.34 | 36.6 | 1.44 | 6.35 | 0.25 |

VMC - Valve Male Connector



| Product code # | Nom. Tube O.D. | | NPTF Thread Size | A | | B | | C | | D | | E Through Hole Min. | |
|-----------------------|----------------|------|------------------|------|------|------|------|------|------|------|------|---------------------|------|
| | mm | inch | | mm | inch | mm | inch | mm | inch | mm | inch | mm | inch |
| PP4VMC2-MG | 6.35 | 1/4 | 1/8 | 56.4 | 2.22 | 30.7 | 1.21 | 35.6 | 1.4 | 12.7 | 0.5 | 4.83 | 0.19 |
| PP4VMC4-MG | 6.35 | 1/4 | 1/4 | 61.0 | 2.40 | 30.7 | 1.21 | 35.6 | 1.4 | 12.7 | 0.5 | 4.83 | 0.19 |
| PP4VMC6-MG | 6.35 | 1/4 | 3/8 | 61.0 | 2.40 | 30.7 | 1.21 | 35.6 | 1.4 | 12.7 | 0.5 | 4.83 | 0.19 |
| PP4VMC8-MG | 6.35 | 1/4 | 1/2 | 65.8 | 2.59 | 30.7 | 1.21 | 35.6 | 1.4 | 12.7 | 0.5 | 4.83 | 0.19 |
| PP6VMC2-MG | 9.52 | 3/8 | 1/8 | 59.2 | 2.33 | 33.5 | 1.32 | 35.6 | 1.4 | 12.7 | 0.5 | 6.35 | 0.25 |
| PP6VMC4-MG | 9.52 | 3/8 | 1/4 | 63.8 | 2.51 | 33.5 | 1.32 | 35.6 | 1.4 | 12.7 | 0.5 | 6.35 | 0.25 |
| PP6VMC6-MG | 9.52 | 3/8 | 3/8 | 63.8 | 2.51 | 33.5 | 1.32 | 35.6 | 1.4 | 12.7 | 0.5 | 6.35 | 0.25 |
| PP6VMC8-MG | 9.52 | 3/8 | 1/2 | 68.6 | 2.70 | 33.5 | 1.32 | 35.6 | 1.4 | 12.7 | 0.5 | 6.35 | 0.25 |

VFC - Valve Female Connector

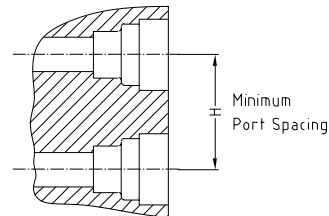
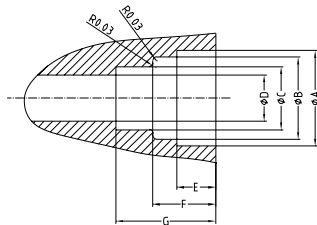


| Product code # | Nom. Tube O.D. | | NPTF Thread Size | A | | B | | C | | D | | E Through Hole Min. | |
|-----------------------|----------------|------|------------------|------|------|------|------|------|------|------|------|---------------------|------|
| | mm | inch | | mm | inch | mm | inch | mm | inch | mm | inch | mm | inch |
| PP4VFC2-MG | 6.35 | 1/4 | 1/8 | 51.8 | 2.04 | 30.7 | 1.21 | 35.6 | 1.4 | 12.7 | 0.5 | 4.83 | 0.19 |
| PP4VFC4-MG | 6.35 | 1/4 | 1/4 | 57.7 | 2.27 | 30.7 | 1.21 | 35.6 | 1.4 | 12.7 | 0.5 | 4.83 | 0.19 |
| PP4VFC6-MG | 6.35 | 1/4 | 3/8 | 61.0 | 2.40 | 30.7 | 1.21 | 35.6 | 1.4 | 12.7 | 0.5 | 4.83 | 0.19 |
| PP6VFC2-MG | 9.52 | 3/8 | 1/8 | 54.6 | 2.15 | 33.5 | 1.32 | 35.6 | 1.4 | 12.7 | 0.5 | 6.35 | 0.25 |
| PP6VFC4-MG | 9.52 | 3/8 | 1/4 | 60.5 | 2.38 | 33.5 | 1.32 | 35.6 | 1.4 | 12.7 | 0.5 | 6.35 | 0.25 |
| PP6VFC6-MG | 9.52 | 3/8 | 3/8 | 63.8 | 2.51 | 33.5 | 1.32 | 35.6 | 1.4 | 12.7 | 0.5 | 6.35 | 0.25 |

TSC – Cartridge Insert



| Product code # | Nom. Tube O.D. | | A Diameter + / - 0.002 | | B Diameter + / - 0.002 | | C Diameter + / - 0.002 | | D Diameter + / - 0.002 | | E Depth + / - 0.002 | | F Depth + / - 0.002 | | G Depth + / - 0.002 | | H Centreline of Ports + / - 0.002 | |
|-------------------|----------------|------|---------------------------|-------|---------------------------|-------|---------------------------|-------|---------------------------|-------|------------------------|-------|------------------------|-------|------------------------|-------|--------------------------------------|------|
| | mm | inch | mm | inch | mm | inch | mm | inch | mm | inch | mm | inch | mm | inch | mm | inch | mm | inch |
| ATSC4-MG | 6.35 | 1/4 | 13.41 | 0.528 | 10.69 | 0.421 | 6.60 | 0.260 | 4.45 | 0.175 | 5.84 | 0.23 | 11.05 | 0.435 | 15.24 | 0.600 | 17.02 | 0.67 |
| | | 5/16 | | | | | | | | | | | | | | | | |
| ATSC6-MG | 9.52 | 3/8 | 16.05 | 0.632 | 13.84 | 0.545 | 9.78 | 0.385 | 6.35 | 0.250 | 7.11 | 0.28 | 11.56 | 0.455 | 17.91 | 0.705 | 20.07 | 0.79 |
| ATSC8-MG | 12.70 | 1/2 | 19.66 | 0.774 | 16.97 | 0.668 | 12.95 | 0.510 | 9.53 | 0.375 | 8.00 | 0.315 | 12.95 | 0.510 | 20.57 | 0.810 | 31.75 | 1.25 |



Parker TrueSeal™ Cartridge Inserts:

Allow you to machine or mold a tube connection into your equipment or components. By using cartridge inserts, you will reduce your material and assembly costs, reduce potential leak paths, and give your equipment a new, clean profile by eliminating the need for threaded connections. Part number ATSC4 consists of 1 o-ring, 1 cartridge, and 1 collet.

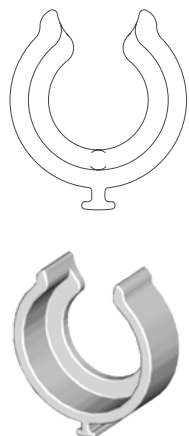
* Cartridge inserts are rated at 300 psi. Test results are measured using Noryl® as the receiving material. Other materials may produce different results. Consult the Parflex Division for required dimensions when using filled and unfilled polypropylene, Abs, and nylon.

NORYL® is a registered trademark of the General Electric Co.

Assembly Instructions:

- Step 1** – Machine or mold the receiving orifice as per the above dimensions.
- Step 2** – Place the cartridge insert squarely onto the prepared port opening making sure that the barbs of the cartridge are going into the hole and the lettering on the face of the cartridge is visible.
- Step 3** – Using a rubber mallet or press, insert the cartridge into the first gland orifice until its face is flush with the top surface of the port.
- Step 4** – Insert the o-ring into the cartridge and seat it evenly into the second gland orifice.
- Step 5** – Insert the collet into the cartridge opening.
- Step 6** – Insert tubing.

SC – Safety Clips



| Product code # | Nom. Tube O.D. | |
|-------------------|----------------|------|
| | mm | inch |
| SC-4 | 6.35 | 1/4 |
| SC-5 | 7.94 | 5/16 |
| SC-6 | 9.52 | 3/8 |
| SC-8 | 12.70 | 1/2 |

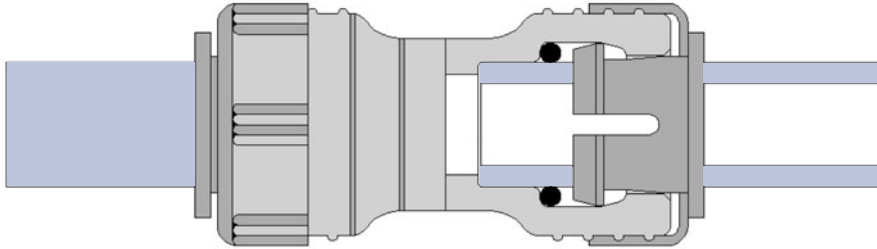
TS – Tube Supports



| Product code # | Nom. Tube O.D. | | Nom. Tube I.D. | |
|-------------------|----------------|------|----------------|------|
| | mm | inch | mm | inch |
| N4TS3 | 6.35 | 1/4 | 4.76 | 3/16 |
| N5TS3 | 7.94 | 5/16 | 4.76 | 3/16 |
| N6TS4 | 9.52 | 3/8 | 6.35 | 1/4 |
| N8TS6 | 12.70 | 1/2 | 9.52 | 3/8 |

AquaSeal Thermoplastic Push-In Fittings

Parker thermoplastic fittings are light weight, reusable, and connect to plastic tubing without the use of tools.



Features

- All plastic body resists corrosion
- Integral tube support for added stability and reduced side loading
- Removable collet design with stainless steel teeth for hard plastics and soft metal tubing
- Elastomeric seal for leak free connections
- Locking cap can be supplied for added security

Installation instructions

- Cut tubing square and clean (use a Parker tube cutter – Part number PTC)
- Mark from end of tube the insertion depth (**Slimline = 28 mm; Locking Cap = 30 mm**)
- Push tube into the fitting until the bottoms out
- If a locking cap is supplied then **unscrew 2 turns anticlockwise** to secure collet in position
- To remove, depress collet and pull tubing out

Specifications

| Material | Fitting Colour | O Ring | Fitting Size | Working Pressure | Temp. Range |
|---------------------------|----------------|--------|--------------|------------------|------------------|
| Cross Linked Polyethylene | White | EPDM | 15 mm | 200 psi | -18 °C to +85 °C |

These fittings are rated for the pressure above or at 1/4 (one-fourth) of the rated burst pressure of the tubing being used (whichever is less).

Pressure ratings are based on tests using tubing at 20 deg C. Actual working pressures will be lower at elevated temperatures. Please consult our technical department.

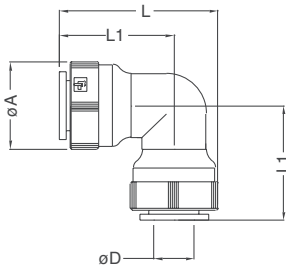
Ordering key


Examples: **MS 15 UC 15 -MG**

MS = Fitting type: MS = Slimline type, MX = Locking Cap type
 15 = Fitting O.D. in mm
 UC = Body style
 15 = End termination size
 MG = Metal Gripper Collet

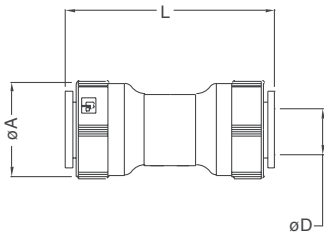
These fittings are used in a number of different industries, including the Beverage and Soft Drink industry. They are suitable for potable water, beers, syrups and other foodstuffs.


EU – Elbow Union 15 MM Tube to Tube



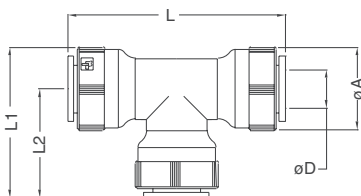
| Product code # | Nom. Tube O.D.  mm | L Overall Length | | L1 Length | | A Maximum Body Dia. | | D Through Hole Min. | |
|-----------------------|---|------------------|------|-----------|------|---------------------|------|---------------------|-------|
| | | mm | inch | mm | inch | mm | inch | mm | inch |
| MS15EU15-MG | 15 | 58.9 | 2.32 | 38.9 | 1.53 | 29.0 | 1.14 | 9.00 | 0.354 |
| MX15EU15-MG | 15 | 58.9 | 2.32 | 38.9 | 1.53 | 33.0 | 1.30 | 9.00 | 0.354 |


UC – Union Connector 15 MM Tube to Tube



| Product code # | Nom. Tube O.D.  mm | L Overall Length | | A Maximum Body Dia. | | D Through Hole Min. | |
|-----------------------|---|------------------|------|---------------------|------|---------------------|-------|
| | | mm | inch | mm | inch | mm | inch |
| MS15UC15-MG | 15 | 61.2 | 2.41 | 29.0 | 1.14 | 9.00 | 0.354 |
| MX15UC15-MG | 15 | 61.2 | 2.41 | 33.0 | 1.30 | 9.00 | 0.354 |

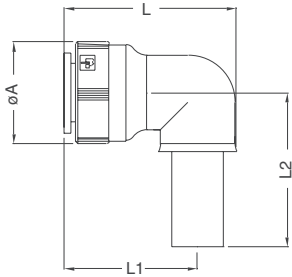
TU – Tee Union 15 MM Tube to Tube





| Product code # | Nom. Tube O.D.  mm | L Overall Length | | L1 Length | | L2 Length | | A Maximum Body Dia. | | D Through Hole Min. | |
|-----------------------|---|------------------|------|-----------|------|-----------|------|---------------------|------|---------------------|-------|
| | | mm | inch | mm | inch | mm | inch | mm | inch | mm | inch |
| MS15TU15-MG | 15 | 78.5 | 3.09 | 54.6 | 2.15 | 38.1 | 1.50 | 29.0 | 1.14 | 9.00 | 0.354 |
| MX15TU15-MG | 15 | 78.5 | 3.09 | 54.6 | 2.15 | 38.1 | 1.50 | 33.0 | 1.30 | 9.00 | 0.354 |

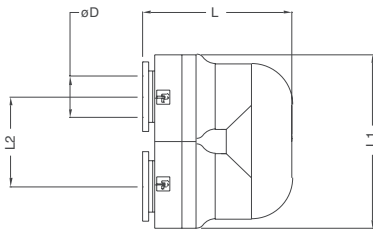



TEU – Tube Elbow Union 15 MM Tube to Tube Stem



| Product code | Nom. Tube O.D. | Nom. Tube Stem O.D. | L Overall Length | | L1 Length | | L2 Length | | A Maximum Body Dia. | | D Through Hole Min. | |
|--------------|---|---|------------------|------|-----------|------|-----------|------|---------------------|------|---------------------|-------|
| |  |  | mm | inch | mm | inch | mm | inch | mm | inch | mm | inch |
| # | | | | | | | | | | | | |
| MS15TEU15-MG | 15 | 15 | 58.9 | 2.32 | 38.9 | 1.53 | 38.4 | 1.51 | 29.0 | 1.14 | 9.00 | 0.354 |
| MX15TEU15-MG | 15 | 15 | 58.9 | 2.32 | 38.9 | 1.53 | 38.4 | 1.51 | 33.0 | 1.30 | 9.00 | 0.354 |

UB – U Bend 15 MM Tube to Tube



| Product code | Nom. Tube O.D. | L Overall Length | | L1 Length | | L2 Centerline Length | | D Through Hole Min. | |
|--------------|---|------------------|------|-----------|------|----------------------|------|---------------------|-------|
| |  | mm | inch | mm | inch | mm | inch | mm | inch |
| # | | | | | | | | | |
| MS15UB15-MG | 15 | 53.3 | 2.10 | 53.3 | 2.10 | 30.5 | 1.20 | 9.00 | 0.354 |